



Spring 2014
HomeLifeStyle

Fairfax Station ❖ Clifton ❖ Lorton
CONNECTION

Van Metre Wins Sales, Marketing Awards

Van Metre Homes won eight Silver Awards at the 2014 National Sales and Marketing Awards, hosted by the National Sales and Marketing Council.

Van Metre Homes were honored as Rookie of the Year, Sales Person of the Year, Sales Manager of the Year, Best Direct Mail Program, Best Print Campaign, Best Overall Advertising Campaign, Best Computer Sales Tool, and Best Design Center.

Individuals recognized for outstanding achievement included Omayra Dehring for

Rookie of the Year, Ernie Kyger for Sales Person of the Year, and Danny Faulkner for Sales Manager of the Year. Van Metre Homes won for Best Direct Mail Program with their Fashion Week. Their Fresh Campaign won two awards for Best Print Campaign and for Best Overall Advertising Campaign. Van Metre Homes' Hologram won for Best Computer Sales Tool and the Van Metre Design Studio won for Best Design Center.

Van Metre Companies has constructed more than 16,000 houses and several thou-

sand apartments, as well as office buildings and shopping centers in Northern Virginia. Van Metre communities include their own master-planned developments, as well as neighborhoods in smaller subdivisions and third-party planned communities.

The Van Metre portfolio of new homes includes condominiums, townhomes and single-family homes designed for first-time and move-up buyers throughout the Northern Virginia suburbs.

Van Metre's exclusive Design Studio, located in Stone Ridge, Va., allows

homebuyers to choose their interior finishes and options. Van Metre also offers turnkey mortgage financing services through their own lending affiliate, Intercoastal Mortgage. Through the Van Metre in-house architecture team, buyers can modify architecture based on a community's design plan and surrounding environments. They are also able to quickly adapt to market changes, as well as offer customization with Van Metre's Dream Home Portfolio — offering homebuyers an easy path to personal home customization.

Near Zero Temperatures Call for Back-to-Basics

What mid-winter maintenance can reveal about your home's needs.

BY JOHN BYRD

While common sense suggests that home improvements should be put off to warmer weather, a sustained period of colder temperatures often reveals systemic problems that will need correction sooner or later.

As temperatures dropped precipitously several weeks ago, all Reston homeowner Craig Mattice knew was that his original mansard roof was plagued with ice dams and his 10-year-old, 600-square-foot addition was so cold the pipes were freezing. Moreover, no amount of thermostat adjustment improved the situation much.

"After living in the house for over 25 years the chill was a surprise," Mattice said. "It wasn't just that the winter has been colder than usual ... it was beginning to look like a larger problem, particularly in the new wing, which was five degrees colder than other rooms."

To determine the cause of ice-clogged gutters, Mattice turned to remodeler David Foster who had completed a number of home improvements for his son.

"The damming was literally the tip of the iceberg," said Foster, principal of Foster Remodeling Solutions. "When I inspected the attic it was clear that the envelope was not adequately sealed, insulated or ventilated, which is why the upstairs had been too hot last summer."

Add to this the fact that prior to 1980 local building code required less thermally-resistant insulation (R-19) than the current R-38 standard and the outlines of a common problem with older production homes begins to emerge.

"It's not unusual to find that the existing insulation just isn't the best application for some of our coldest days" Foster said. "Different parts of a house can call for different insulation strategies."

Since the goal for the Mattice attic was to dramatically increase R-value, Foster rearranged the old insulation, adding soffit



PHOTO COURTESY OF FOSTER REMODELING SOLUTIONS

A sustained period of cold weather can reveal problems with your home's basic systems that will need to be addressed in any season if further deterioration is to be prevented.

baffles to improve ventilation. The larger technical solution, however, was to blow-in R-25 fiberglass, which raised the attic's thermal resistance to R-44.

"One of the benefits of fiberglass is that it wraps everything...creating an air-tight insular envelope," Foster says. "This makes all aspects of the home's heating and cooling more efficient."

The more recently completed family wing was another matter. Turns out the Mattice's artfully-designed addition was built over an unheated crawl space, and the HVAC duct wasn't even connected in the kitchen.

"An appropriate insulation strategy starts with a kind of forensics," Foster said. "Where is a wall, ceiling or roof exposed to outside conditions? Is it difficult to regulate temperatures in different parts of the house? These are some basic questions we start with."

Given challenges inherent in insulating rooms built over an unheated crawl space — which also must support air circulation, Foster re-engineered the entire thermal equation: existing fiberglass batt was removed; sprayed-in closed cell foam was then applied to the underside of the floor system. This elevated the thermal value to

R-20 while providing a draft-free air-tight seal to the kitchen floor. To accommodate for summer conditions, Foster added ventilation to both the crawl space and the attic.

So how do the upgrades perform?

"Beautifully," Craig Mattice says. "The house is noticeably tighter and the new wing is much more comfortable."

A PROFESSIONAL REMODELER for 35 years, Foster said he's somewhat surprised by the calls he gets when temperatures drop, usually from homeowners who've found that previous attempts at keeping the house comfortable and well-functioning haven't worked very well.

A few months ago, for example, he executed a re-roofing and gutter protection assignment for Alexandria homeowner Steve Piper, who had previously hired him to design and build an extensive interior makeover.

"We knew we had a leaking problem before we met David," Piper said. "But the situation had gotten worse — and I wasn't sure what to expect from roofers. Finally, it occurred to me to ask David for his assessment."

Foster traced the problem to inappropri-

"An appropriate insulation strategy starts with a kind of forensics. Where is a wall, ceiling or roof exposed to outside conditions? Is it difficult to regulate temperatures in different parts of the house?"

ate and poorly installed flashing which was allowing water to seep into siding and under roof shingles.

His prescription: a re-shingled roof, a new gutter protection system and attic ventilation equipped with an electronic thermostat.

"It's important to address the whole problem when the system has failed," Foster said. "This is a plan that not only eliminates the leaking, but functions much better in all seasons."

A few miles away, Alexandrian Jeff Hage came to Foster when he noticed one of the posts to a front porch was sagging.

Foster, who had finished an interior for Hage a few months before, quickly recognized that the whole roof had settled, making it impossible to stop worsening deterioration by simply replacing the corner column.

"When the problem becomes structural you have to remake the basic supports," he says. "In this case that meant raising the porch roof and re-aligning posts and beams."

Foster has encountered similarly shortsighted solutions associated with window replacement. Homeowners with drafty homes procure state-of-the-art insulated windows only to have them installed with inadequately sealed window jambs.

"Winter is not particularly forgiving of partial solutions," Foster said. "When a problem is recurring, it's time to look at the larger system. After all, this is how a house works."

Empty-Nesters Re-invent the Family Home

Built-ins, cleverly articulated interior increase usable space without need to add-on.

BY JOHN BYRD

Sometimes life's second act requires a bold set change. How else are others to know that the featured players have moved on, embracing new beginnings?

Reinvention is after all the quintessential triumph of creativity, and can be a very personal process when the thing reinvented is your home itself.

"Of course, large-scale life changes don't necessarily demand a whole house makeover," recently retired teacher Cindy Borer said. But in the past year, her only son moved out to start a new career and her husband is now traveling less, so the timing was right for discoveries.

BUT TO START AT THE TOP: last spring the Borers had celebrated 20 years residency in their two-story, four-bedroom Colonial-style house in Burke, and were taking stock of what they wanted from the years ahead.

At just over 800 square feet, the home's primary living area had been serviceable enough; even so, the formal dining room and adjacent den on opposite sides of the front facing foyer were hardly ever used and the rear family room was dark and cramped.



By borrowing a mere nine square feet from the dining room, the designers found space for a small mudroom with bench immediately to the right of a side kitchen door.

Evaluating options, Borer considered enlarging a few rear rooms. She also wondered if some of the home's interior walls could be modified in way that would allow for more natural light. What to do?

It was at this juncture that Craig Durosko, founder of Sun Design Remodeling, was called-in to discuss possible space improvement scenarios.

Durosko pointed out that the couple

didn't so much lack square footage as a sensible space plan tailored to how they actually use their home. The existing "center-

SEE EMPTY-NESTERS, PAGE 4

Kitchen Confidential

BY MARILYN CAMPBELL
THE CONNECTION

When Allie Mann of Arlington, a designer and senior interior specialist at Case Design/Remodeling, Inc. was tasked with giving the first

From light-filled to dramatic, local designers create dream kitchens.

floor of a McLean, Va., home a face lift, she had to think free-flowing and airy.

"[The] client wanted to focus on making the kitchen feel open and connected to rest of home," said Mann. "[They] needed to have plenty of space to cook and entertain plus lots of storage."

Mann said the homeowner was making a cross-country move and settling in Virginia, so adhering to a strict timeline and budget were critical.

However, near the end of the project, the homeowner wanted to make a change.

"At nearly 85 percent job completion, client decided they wanted to completely remove the wall between the kitchen and family room. In the original design, we partially removed the wall," said Mann. "This meant a shift and redirection of scope, additional



PHOTO COURTESY NICELY DONE KITCHENS

A vertical, glass subway tile backsplash adds a dramatic flair to this kitchen by Nicely Done Kitchens.

engineering [because] the remaining portion of the wall housed a three-story fireplace, relocation of cabinets had already been installed and modifications to counter tops. And still deliver a project close to on

time."

The finished kitchen is a light-filled space with cabinets by Crystal Cabinetry, honed Vermont Marble countertops and appliances

SEE KITCHEN, PAGE 4

Fairfax Station,
Lorton & Clifton
CONNECTION

HomeLifeStyle

IS PRODUCED BY
CONNECTION NEWSPAPERS
WWW.CONNECTIONNEWSPAPERS.COM
LOCAL MEDIA CONNECTION LLC

FOR MORE INFORMATION,
CALL 703-778-9431 OR EMAIL
SALES@CONNECTIONNEWSPAPERS.COM

Empty-Nesters Re-invent the Family Home

FROM PAGE 3

hall” configuration defined rooms were consistent with tradition, yet were functionally underutilized most of the time. This accounted for daily traffic patterns that didn’t work as well as they might, and a nagging sense that the entire first floor was space-restricted.

On a second subject: the mid-house floor-to-ceiling bearing wall dividing the front and rear sections of the house could be completely deleted by installing concealed vertical supports at strategic intervals, Durokso said. Such a move would dramatically increase natural light, creating the floor space needed for an alternative layout more appropriate for both daily use and entertainment.

“On the first visit Craig pretty much solved our space plan problem,” Borer said. “From this point on, I was mainly to think about the interior design details.”

So Borer’s meeting with Jon Benson, the makeover’s lead designer, proved a revelation from the start.

A veteran home remodeling specialist as well as a nationally recognized furniture designer, Benson’s input shaped a floor plan focused on personal requirements in which custom built-ins eliminate unneeded walls while sharply improving both room function and interior design integrity.

To create a more functional relationship between the kitchen and the dining room, for instance, the designer replaced an interior pantry with a 27.5-square-foot food preparation surface and dining counter that serves both rooms equally.

By borrowing a mere nine square feet from the dining room, Benson also found space for a small mudroom with bench immediately to the right of the side entrance to the kitchen.

Re-situating the front hall closet to the right of the front door not only widened the front foyer but also created dramatic front-to-back sight lines that make the entire house seem much larger.

Measured in square feet, the changes are small. Yet such revisions liberate the first level circulation plan, re-organizing the home’s primary living area into rooms that are both interactive and articulated.

To visually differentiate the front-facing library from the family room, the designer converted existing overhead beams into an elegant tray ceiling supported by Craftsman-style piers.

A floor-to-ceiling bookcase—also a Benson original—provides an elegant yet useful wall for the new reading room. The new family room fireplace hearth was custom-designed to accommodate the plasma TV that now hangs above it.

Additional interior design decisions emerged from Borer’s collaboration with



PHOTOS BY BRYAN BURRIS PHOTOGRAPHY

To differentiate the front-facing library from the family room visually, Sun Design converted existing overhead beams into an elegant tray ceiling supported by Craftsman-style piers.



The new transitional-style interior employs decorative elements to create distinctive use-zones in an open floor plan.

Sun Design’s Jessica Page.

“Jessica helped me discover the design style I’d been looking for,” Borer said. “She opened up a lot of resources. Ideas that I liked were added to a project scrapbook which we both referenced regularly to keep the decision process on track.”

As space plan modifications proceeded, Borer’s research revealed a strong personal attraction to transitional-style interior design, a contemporary concept that seeks to reconcile traditional architecture with the spatial freedom of an open floor plan.

On this score, Benson’s original floorplan sketch anticipated the use of loveseats as



Transitional interior design style seeks to reconcile traditional architecture with the spatial freedom of an open floor plan.

space dividers between the family room and the den. Meanwhile, Borer’s preference for soft white and grey duotones inspired an interior paint scheme that combines sharp white and khaki.

In the kitchen, Giallo Sioriato granite surfaces are set off by a vividly original glass tile and stone backsplash which lends an invigorating streak of color to the broader visual panorama.

“Its very comfortable balance of traditional and open really works well for us,” Borer said. “I found the whole process really enlightening.”

Kitchen Confidential

FROM PAGE 3

by Sub-Zero, Wolf, KitchenAid and Miele.

NICELY DONE KITCHENS in Springfield, Va., created a kitchen with drama for a Centreville, Va., family. “White semi-custom cabinetry and a contrasting dark island creates a dramatic look,” said Stephanie Brick, designer. Brick cited the focus on the vertical, subway tile back splash.

The rest of the back splash in the kitchen is horizontal, which is the standard for subway tile, said Brick.

The kitchen also includes ample, easily accessible storage space.

“The paneled refrigerator helps conceal the appliances and helps them to blend in with the cabinetry to give the aesthetic more continuity,” said Brick. The kitchen includes easily accessible storage space and ogee-edged granite counter tops.

OPENING UP and adding light were priorities when Guy Hopkins Semmes, partner and founder of Potomac-based design-build firm Hopkins and Porter and Lea Allen, one of the firm’s senior architects, remodeled the kitchen of a Bethesda, Md., home.

“The kitchen was small, but we were able to add a lot more space, by making few minor changes,” said Semmes. “Before there was an enclosed porch next to the kitchen. We opened the wall between the kitchen and the adjacent enclosed porch.”

Semmes and Allen made another major elimination: appliances. “We got rid of the



COURTESY OF CASE DESIGN/REMODELING INC

Arlington, Va., designer Allie Mann of Case Design/Remodeling, Inc. created a free-flowing and elegant feel in this McLean, Va. kitchen.

refrigerator and moved it downstairs,” said Semmes. “All of the other appliances are located under the counter and open up like drawers.”

Semmes also found a creative way to make the space more light-filled. “We took out a stairway wall to the second floor and replaced it with a triangular opening so light from stairwell came down into the kitchen.”

The kitchen now has maple cabinetry and white Silestone countertops. “It was done on a budget. It’s amazing what you can do when you work with what you’ve got.”



PHOTO COURTESY OF HOPKINS AND PORTER

Guy Semmes and Lea Allen of Potomac-based design-build firm Hopkins and Porter removed walls to create space and add light to the kitchen of this Bethesda, Md. home.

Garden Club of Virginia Celebrates 81st Tour



This Alexandria garden will appear on the 81st Historic Garden Week tour.

House and garden tours will take place across Virginia during the 81st Historic Garden Week. Garden week runs from Saturday, April 26-Saturday, May 3.

Tour proceeds fund the restoration and preservation of Virginia’s historic gardens. Each spring visitors are welcomed to more than 250 of Virginia’s most beautiful gardens, homes and historic landmarks during “America’s Largest Open House.” This eight-day statewide event provides visitors an opportunity to see gardens at the peak of Virginia’s springtime color, as well as beautiful houses sparkling with over 2,000 flower arrangements created by Garden Club of Virginia members.

Statewide tour passes are available for \$175. The Alexandria tour takes place Saturday, April 26, tickets are \$35. The Vienna tour takes place Tuesday, April 29 and tickets are \$25. There is a 240-page guidebook with detailed descriptions of properties on each tour. The \$10 charge covers the shipping and handling cost of the book. Free copies of the guide are available at Virginia businesses, visitor centers, and some AAAs. Visit www.vagardenweek.org.

David Watkins of Merrifield Garden Center says cold season annuals like these yellow pansies can add bright color to a garden now.



PHOTO COPYRIGHT CAROLINE WILLIAMS

Getting Your Garden Ready for Spring

Local experts tell you what you should do now, in spite of the cold weather.

BY MARILYN CAMPBELL
THE CONNECTION

on the environment. It reduces bad bug populations and is safe over all.”

It doesn’t feel like spring. Last week’s snow made it seem like warm weather might never arrive, so planting a garden might be the last thing on your mind. However, local gardening experts say this is the ideal time to start preparing your landscape to yield colorful spring foliage.

Bill Mann, of Behnke Nurseries in Potomac, Md., said spring garden preparation plans differ from year to year. “It depends on the landscape beds you have and whether or not you’re planning to put in a vegetable garden,” he said.

“This is the time to inspect shrubs for damage that might have been broken during the snow load,” said David Watkins of Merrifield Garden Center, which has locations in Fair Oaks, Merrifield and Gainesville, Va. “Don’t go overboard, however: “You don’t want to prune plants before they bloom. A good rule of thumb is to prune a flowering plant right after it blooms.”

Instead, spend some time tidying up. “Right now is the time to fertilize your shrubs, remove old mulch, put down new mulch and just clean up,” said Watkins. “Everybody is sick of winter, especially this winter. This is the time to clean up old leaves. Because the winter has been so cold, there are going to be some plants that won’t have made it.”

“In March, a lot has to do with inspecting the yard for winter damage,” said Mann. “This is a great time of the year to look for insect damage and deer damage.”

Mann expects extensive deer damage this year. “Deer didn’t have much to eat except for plants like azaleas and rhododendrons.”

Insect damage is less obvious and more difficult to identify. “This is the time to do damage-control by using safe or organic-based products like neem oil,” said Mann. “When sprayed on plants, it smothers insect eggs or some insects in the larva stage. It also kills stinkbugs. If you can see them, you can control them. You can use a higher concentration this time of year and it is a lot safer and easier

WHILE EAGER GARDENERS may be excited to start planting spring flowers in their newly cleaned plots, Watkins offers a caveat: “It is a little early for most annual flowers in pots on patios, but you can plant annuals like pansies, which are cold season annuals,” he said. “They don’t like heat, so in June they start to whither. Then you can put other flowers in like petunias and geraniums.”

Watkins recommends planting hearty, ornamental shrubs in patio flowerpots and surrounding them with flowering plants to ensure year-found foliage. “A nice thing to do in pots is plant a woody ornamental,” he said. “It is nice to have plants in the pots that stay year round. I put a Japanese maple in a pot on my deck. In another pot I put ilex verticillata [winterberry] and I had red berries all winter long. In the spring, I’ll put petunias in the soil around it, and around the edge I’ll plant a flowering plant that will trail down over the pot from April to October. Then the rest of the year I’ll get red berries.”

Sowing grass seeds is also an ideal project to begin now. “The seeds won’t germinate until it gets to be 52 degrees,” Watkins continued. “So even if we get another snow storm, it helps work the seeds into the soil.”

Randee Wilson of Nature By Design in Alexandria encourages the use of indigenous plants. “Look for sources for native plants — they help sustain our local wildlife. If we didn’t have local plants, butterflies would be gone.”

Native plants also require less maintenance. “Some native plants are cardinal flower, which is bright red; bee balm, also bright red; blue cardinal; iron weed, which has purple flowers, and native wisteria vine,” said Wilson.

If a new patio is in your plans this spring, Watkins says to get started now. “We’ve been putting down putting patios all year long,” he said. “A good garden center is going to get backed up when the weather is warmer. The sooner you start getting your job in the line, the better.”

Local REAL ESTATE

PHOTOS BY CRAIG STERBUTZEL/THE CONNECTION



Top Sales in January, 2014

1 7540 Clifton Road, Fairfax Station — \$2,250,000



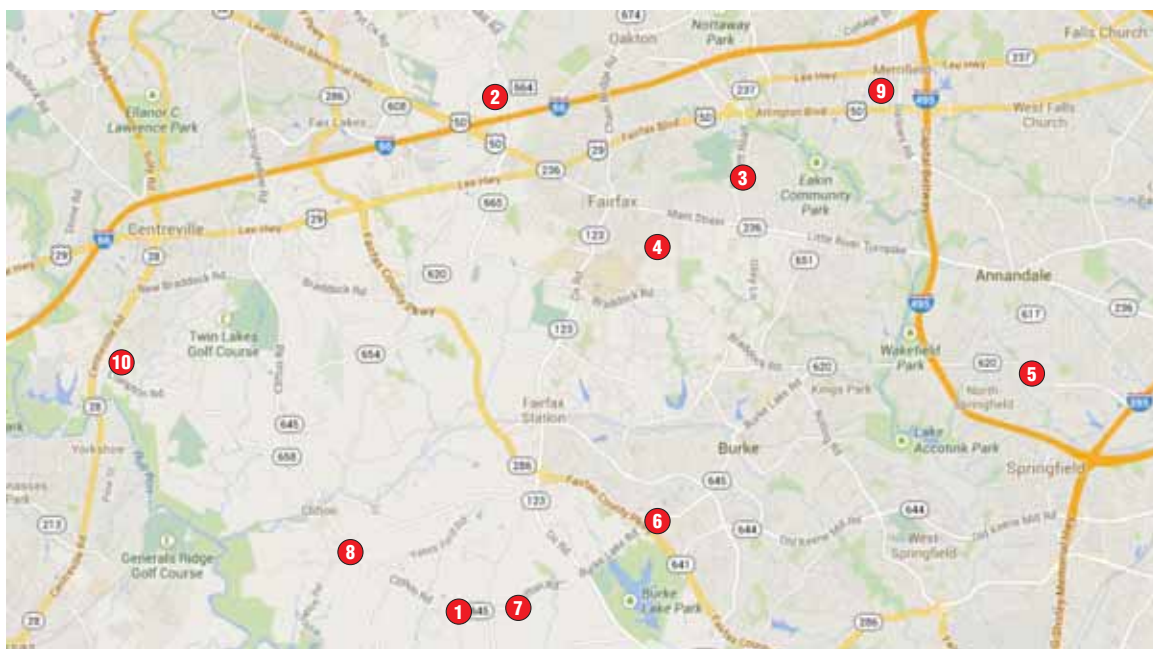
2 11394 Amber Hills Court, Fairfax — \$1,626,036



5 7111 Granberry Way, Springfield — \$1,060,000



6 6471 Lake Meadow Drive, Burke — \$1,037,500



© Google Map data

Address	BR	FB	HB	Postal	City	Sold Price	Type	Lot AC	PostalCode	Subdivision	Date Sold
1 7540 CLIFTON RD	7	9	1	FAIRFAX STATION	FAIRFAX STATION	\$2,250,000	Detached	4.82	22039	CRAFTOWN	01/02/14
2 11394 AMBER HILLS CT	5	5	2	FAIRFAX	FAIRFAX	\$1,626,036	Detached	1.08	22033	ESTATES AT FAIR OAKS	01/24/14
3 3518 SCHUERMAN HOUSE DR	5	5	1	FAIRFAX	FAIRFAX	\$1,175,000	Detached	0.18	22031	PICKETT'S RESERVE	01/17/14
4 4212 ORCHARD DR	4	3	1	FAIRFAX	FAIRFAX	\$1,150,000	Detached	0.33	22032	HALEMHURST	01/22/14
5 7111 GRANBERRY WAY	5	5	2	SPRINGFIELD	SPRINGFIELD	\$1,060,000	Detached	0.37	22151	GRANBERRY ESTATES	01/06/14
6 6471 LAKE MEADOW DR	4	4	1	BURKE	BURKE	\$1,037,500	Detached	0.58	22015	EDGEWATER	01/31/14
7 11090 SANDY MANOR DR	4	4	1	FAIRFAX STATION	FAIRFAX STATION	\$960,000	Detached	5.00	22039	SANDY RUN FOREST ESTATES	01/20/14
8 7242 ARCHLAW DR	4	3	1	CLIFTON	CLIFTON	\$935,000	Detached	5.00	20124	CLIFTON TRAILS	01/31/14
9 2936 Penny Lane	3	3	0	FAIRFAX	FAIRFAX	\$917,286	Detached	0.20	22031	MOSAIC AT MERRIFIELD	01/28/14
10 6720 HARTWOOD LN	6	4	1	CENTREVILLE	CENTREVILLE	\$715,000	Detached	0.34	20121	NORTH HART RUN	01/21/14

COPYRIGHT 2014 REAL ESTATE BUSINESS INTELLIGENCE. SOURCE: MRIS AS OF FEBRUARY 14, 2014.



PHOTO BY JESSE SNYDER

Local designers will turn this estate into a “flowing design home” to raise funds for a local charity.

The D.C. Design House Designers Announced

Some of the area’s top designers competed for an opportunity to donate their talent to transform a local, grand home into a showcase home. Local designers chosen to help transform the 2014 DC Design House include:

- ❖ Jim Rill and David Benton of Rill Architects in Potomac, Md.
- ❖ Victoria Sanchez of Victoria Sanchez Interiors in Old Town, Alexandria, Va.
- ❖ Jeff Akseizer and Jamie Brown of Akseizer Design Group in Alexandria, Va.
- ❖ Allie Mann, based in Arlington, Va., of Case Design/Remodeling
- ❖ Susan Donelson and Sharon Bubenhofer of Cleveland Hall Design in Alexandria.
- ❖ Nancy Colbert of Design Partners, LLC in McLean, Va.

Now in its seventh year, the annual event is a fundraiser for Children’s National Health System (formally Children’s National Medical Center). The D.C. Design House has raised more than \$1 million and attracted more than 55,000 visitors over the past six years.

Built in 1929, the home, located in northwest Washington, D.C., has six bedrooms, five full baths and two half baths and also features a three-car garage and a pool. The stone house offers three levels and approximately 7,929 square feet of living space for 24 designers to transform.

The DC Design House opens to the public on Sunday, April 13 and runs through Sunday, May 11.

Hours are Saturday-Sunday, noon-5 p.m. and Tuesday-Friday, 10 a.m.-3 p.m., closed Monday, \$25. A preview party will take place

Saturday, April 12, \$50. Visit www.dcdesignhouse.com.

— MARILYN CAMPBELL

Reliably Servicing Northern Virginia for Over 80 Years

FOR BETTER **BAUMBACH**
PLUMBING & REMODELING
LICENSED • BONDED • INSURED

FAIRFAX COUNTY / ALEXANDRIA CITY
703-250-4200

ARLINGTON COUNTY / FALLS CHURCH CITY
703-524-1250

www.baumbach.com

Since 1928

\$10 OFF Service Call
Limit one coupon per residence.

eZ Auctioning
Sell your stuff through eBay!

Turn unwanted valuables into CASH!

Powerful eBay selling for households and businesses
Single Items • Full Liquidations • Buy-outs

Drop off or call for a pick-up...we'll do the rest!

ezauctioning.com

1320 Prince St., Alexandria, VA 22314 • 703.778.6440




GERELI
MARBLE & GRANITE
Natural Beauty in your home

Best Prices Guaranteed

CUSTOM DESIGN

- Kitchens
- Bathrooms
- Counter Tops
- Fireplace
- Custom Floors
- Vanity Tops
- Tile
- Residential & Commercial



GERELI MARBLE & GRANITE

Free Estimates

KITCHEN & BATH

Free Sink & Install

8241-I Backlick Road • Lorton, Virginia 22079
Licensed & Insured • 703.339.0300 • Fax: 703.339.0400 • www.gereli.com

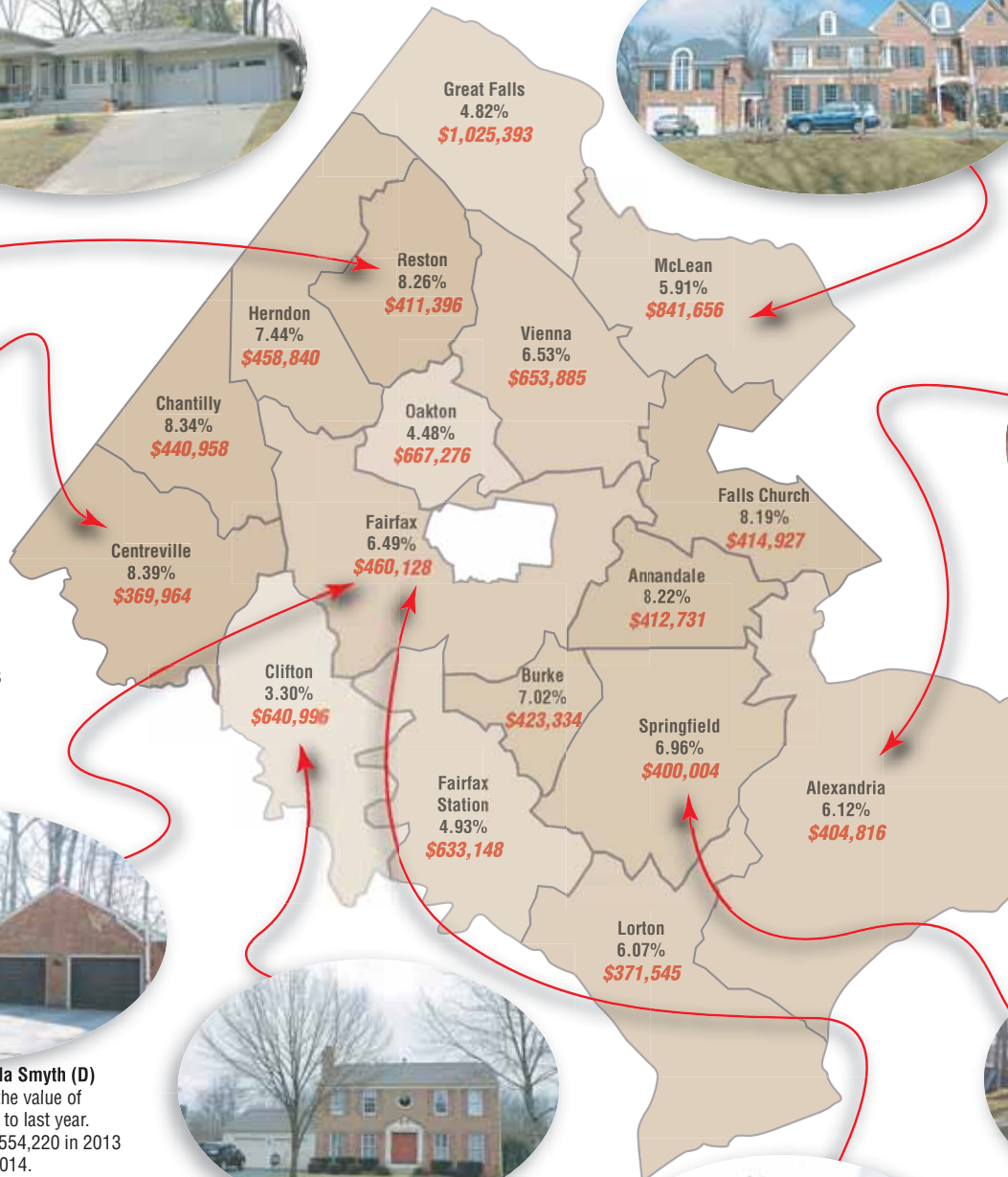
Fairfax County REAL ESTATE

2014 Assessments by Area

Hunter Mill Supervisor **Cathy Hudgins (D)** saw her assessment go up 10.80% from \$575,910 in 2013 to \$638,100 in 2014.



Dranesville District Supervisor **John Foust (D)** saw a 6.16% drop in his property value when compared to 2013. The county valued Foust's house at \$3,109,050 last year and \$2,917,660 this year.



Sully Supervisor **Michael Frey (R)** saw a 11.96% increase in the value of his home over the last year. Frey's home was assessed at \$225,820 in 2013 and \$252,830 in 2014.



Lee Supervisor **Jeff McKay (D)** saw no change in his home assessment. This year, his home was worth \$710,220, same as last year.

Mount Vernon Supervisor **Gerry Hyland** has no property listed.



Providence Supervisor **Linda Smyth (D)** saw a 7.22% increase in the value of her house when compared to last year. Smyth's home was valued at \$554,220 in 2013 and \$594,220 in 2014.




Springfield Supervisor **Patrick Herrity (R)** saw a 3.56% gain in his property value when compared to 2013. Last year, his home was worth \$553,770 and this year it is valued at \$573,460.



Braddock Supervisor **John Cook (R)** saw a 13.37% increase in the value of his home over the last year. Cook's home was assessed at \$586,220 in 2013 and \$634,760 in 2014.



Fairfax County Chairman **Sharon Bulova (D)** saw her home value go down 2.62% from \$617,750 in 2013 to \$601,550 in 2014.



2014 County Average (Percent Change)
 Single Family Detached **\$598,711 (5.82%)**
 Townhouse **\$370,849 (8.39%)**
 Condos **\$247,943 (10.51%)**

ZIP CODE AREA	2013 MEAN	2014 MEAN	PERCENT CHANGE
Alexandria/Mount Vernon	381,426	404,816	6.12
Annandale	381,386	412,731	8.22
Burke	395,580	423,334	7.02
Centreville	341,337	369,964	8.39
Chantilly	407,026	440,958	8.34
Clifton	620,491	640,996	3.30
Fairfax	432,104	460,128	6.49
Fairfax Station	603,429	633,148	4.93
Falls Church	383,502	414,927	8.19
Great Falls	978,233	1,025,393	4.82
Herndon	427,060	458,840	7.44
Lorton	350,288	371,545	6.07
McLean	794,688	841,656	5.91
Oakton	638,692	667,276	4.48
Reston	379,741	411,096	8.26
Springfield	373,964	400,004	6.96
Vienna	613,796	653,885	6.53

for single family, townhouses and condominiums

The average assessed value of a single family home in Fairfax County for 2014 is \$598,711, up 5.82%

SOURCE: FAIRFAX COUNTY